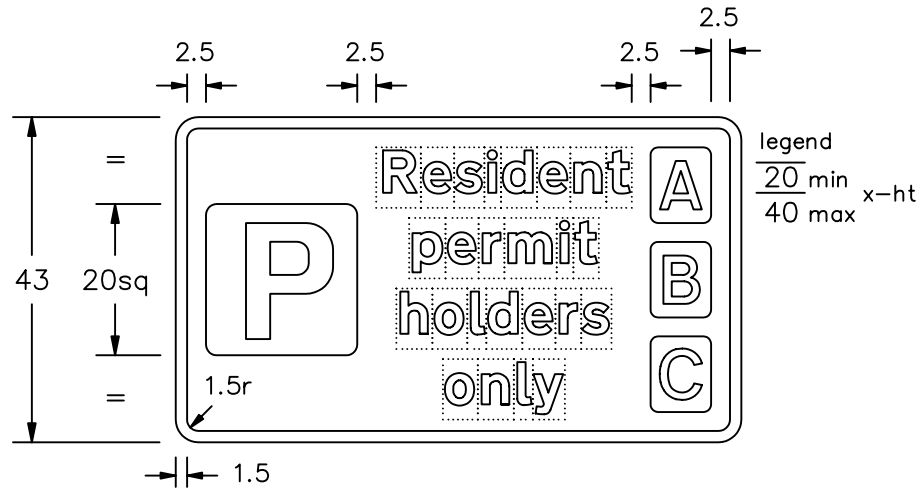


Drawing No.
P 660.3

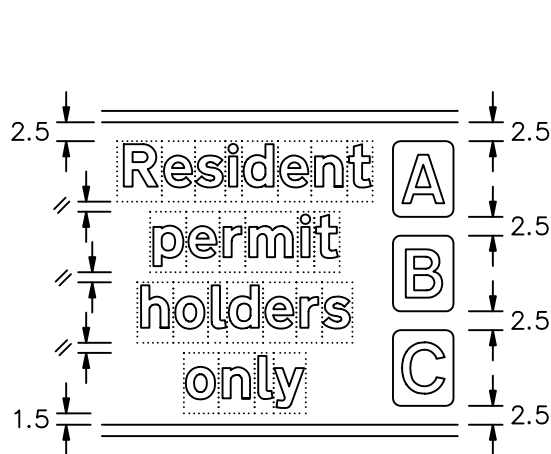
Related Drawings
S 43 & P 660

Before using this drawing, confirm that it has not been superseded.

© CROWN COPYRIGHT

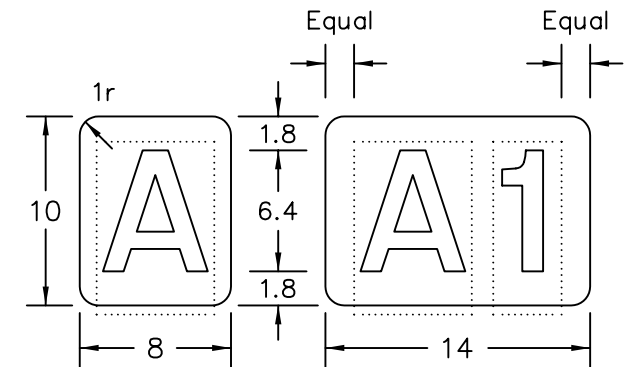


- NOTES: 1. The legend is from the Transport Heavy alphabet at the x-heights shown.
2. Details of the 'P' symbol are given on drawing S 43.
3. The tile outlines do not form part of the sign.
4. COLOURS : Background ----- WHITE
Legend & Border ---- BLACK
'P' symbol ----- WHITE
'P' Tile ----- BLUE
5. DIMENSIONS : x-heights are in millimetres, other dimensions are in stroke widths. (4sw = x-ht)
6. See drawing P 660 for details of variants including the addition of an arrow and time period.



VARIANT SHOWING NAME OF TRAFFIC AUTHORITY

NOTE : The x-height may be smaller than that for the main legend.



Tile width is increased to 20sw when third character added

TYPICAL CODE IDENTIFIERS

NOTE : The characters shown are from the Transport Medium alphabet. The characters and the tiles may be varied in size and may be in any contrasting colours.

P660x3

Department for
Transport

Title: Regulatory Sign
RESIDENT PERMIT HOLDERS PARKING WITH CODE TILES

Issue: Date:
A: 22.7.94
B: 24.9.04
C:

Drawn by: S.P.
Approved by: R.M.

Dimensions: SEE NOTE 5

Drawing No. P 660.3