

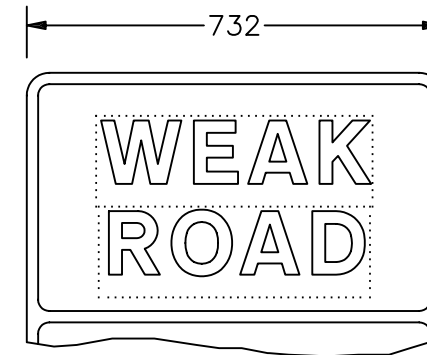
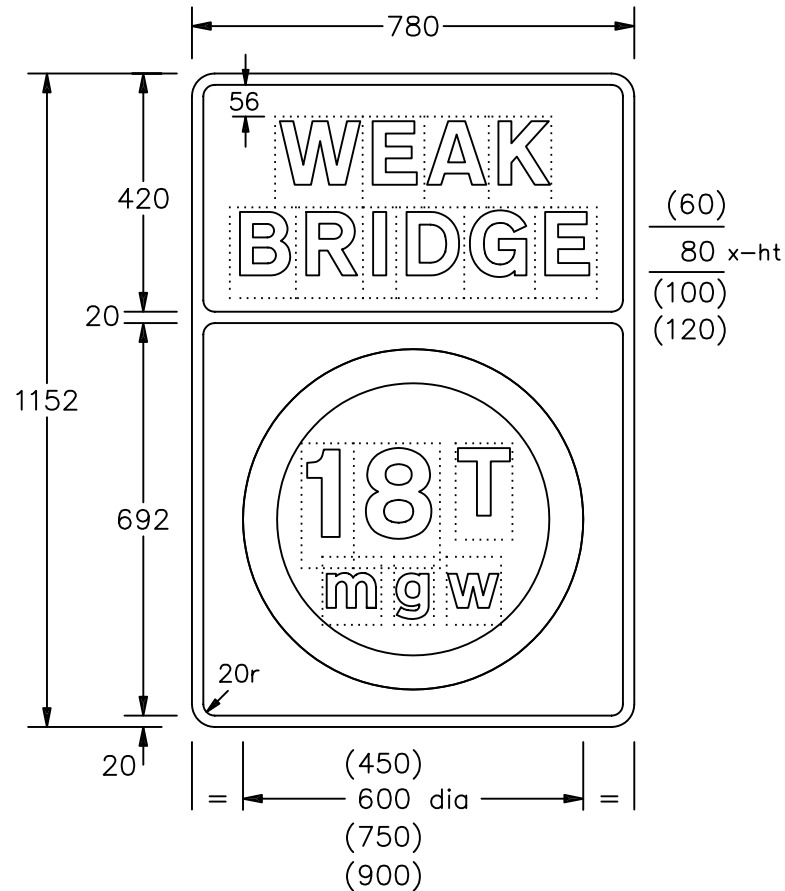
Drawing No.

P 626.2A sheet
1 of 2

Before using this drawing, confirm
that it has not been superseded.

© CROWN COPYRIGHT

- NOTES:— 1. The legend is from the Transport Heavy alphabet at the x-heights shown.
2. The tile outlines do not form part of the signs.
3. COLOURS : Background of upper plate --- WHITE
Background of lower panel --- GREY
Roundel background ----- WHITE
Legends and border ----- BLACK
Roundel border ----- RED
4. Dimensions shown are for the sign using 80mm x-ht. These dimensions are varied proportionally for the other sign sizes.
5. See sheet 2 for the table of x-heights used for tonnage variations and examples.



VARIANT

P626x2A-1

Department for
Transport

Title: Regulatory Signs
WEAK BRIDGE OR ROAD
weight restriction

Issue: Date:
A: 3.7.03
B:
C:

Drawn by:
L.W.
Approved by:
R.M.

Dimensions:
MILLIMETRES

Drawing No.
P 626.2A
Sheet 1 of 2

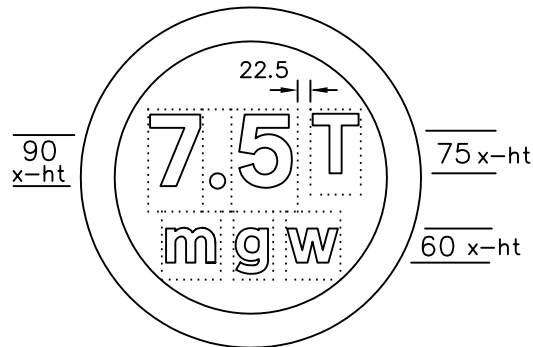
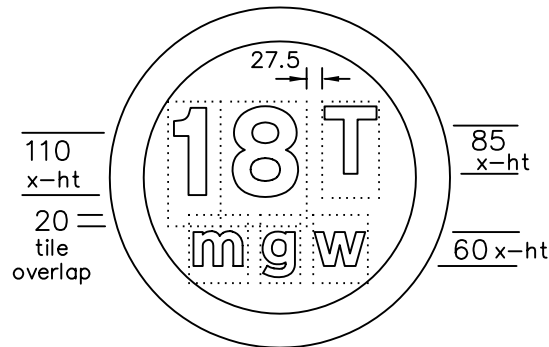
Drawing No.

P 626.2A sheet
2 of 2

Before using this drawing, confirm
that it has not been superseded.

© CROWN COPYRIGHT

- NOTES:—
1. The legend is from the Transport Heavy alphabet at the x-heights shown.
 2. The x-heights used for the tonnage variations are shown in the table. Examples are shown with the different tile spacing.
 3. The tile outlines do not form part of the signs.
 4. COLOURS : Background ----- WHITE
Legend ----- BLACK
Roundel border ---- RED
 5. See sheet 1 for dimensions of the main sign.



Tonnage variants
with x-hts used

110 x-ht	90 x-ht
3T	7.5T
10T	26T
13T	33T
18T	

P626x2A-2

Department for
Transport

Title: Regulatory Signs
WEAK BRIDGE OR ROAD
weight restriction

Issue: Date:
A: 3.7.03
B:
C:

Drawn by:
S.P.
Approved by:
R.M.

Dimensions:
MILLIMETRES

Drawing No.
P 626.2A
Sheet 2 of 2