

Drawing No.  
P 832.5

Related Drawings  
S 32 sheet 1 &  
S 25 sheet 1

Before using this drawing, confirm that it has not been superseded.

© CROWN COPYRIGHT



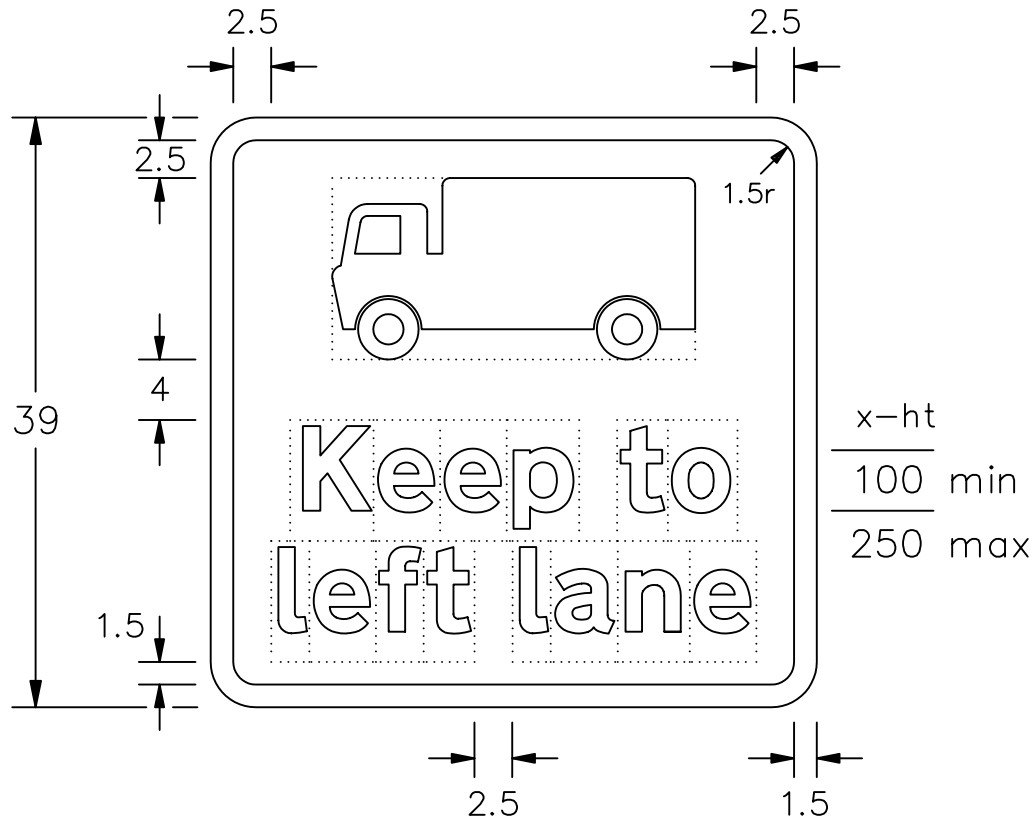
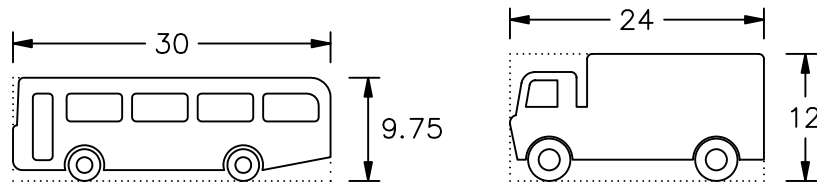
NOTES: 1. The legend is from the Transport Heavy alphabet at the x-heights shown.

2. Lorry symbol details are given on drawing S 32 sheet 1 and bus symbol details on drawing S 25 sheet 1.

3. The tile outlines do not form part of the signs.

4. COLOURS : Background ----- YELLOW  
Legend, Symbols & Border --- BLACK

5. DIMENSIONS : x-heights are in millimetres, other dimensions are in stroke widths. (4sw = x-ht)



P832x5

Department for  
**Transport**

Title: Informatory Signs  
COMMERCIAL VEHICLES TO  
KEEP TO LEFT HAND LANE

Issue: Date: Drawn by: Dimensions:  
A: 15.7.94 S.P.  
B: 15.11.04 Approved by:  
C: R.M.

Dimensions:  
SEE  
NOTE 5

Drawing No.  
P 832.5