

Drawing No.
P 832.3

Related Drawings
S 32 sheet 1 &
S 25 sheet 1

Before using this drawing, confirm
that it has not been superseded.

© CROWN COPYRIGHT


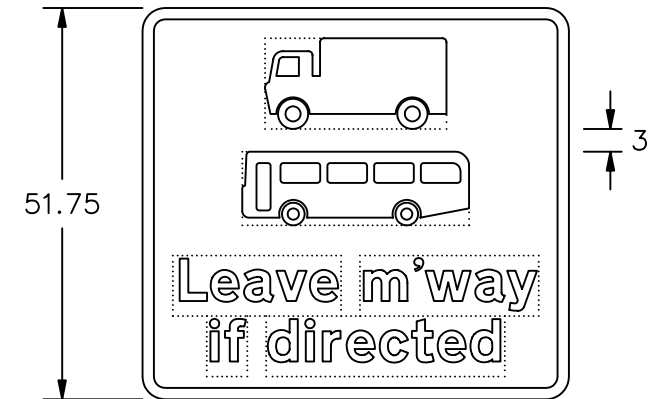
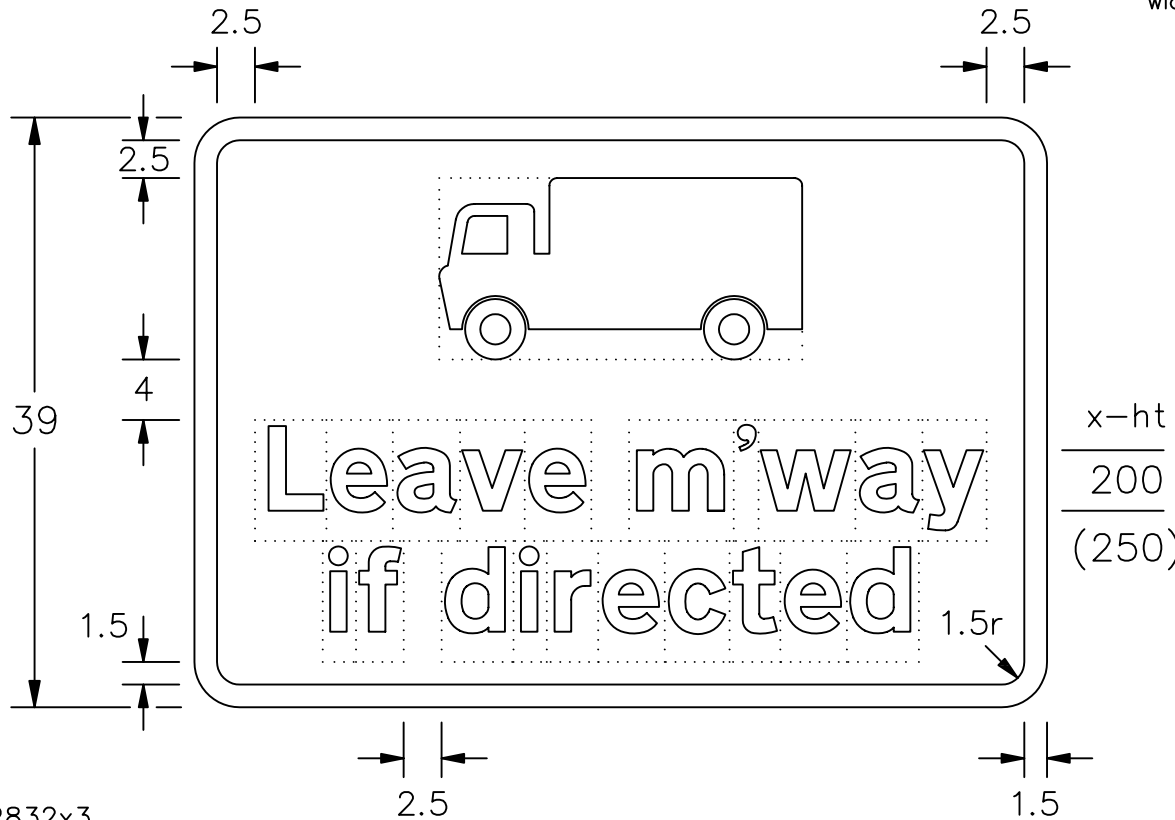
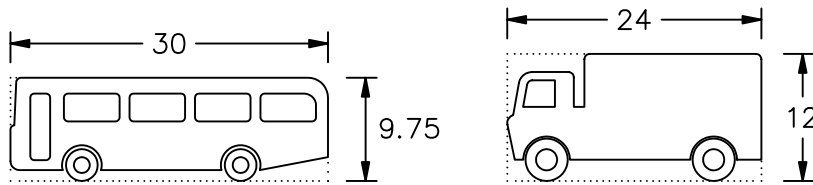
NOTES: 1. The legend is from the Transport Heavy alphabet at the x-heights shown.

2. Lorry symbol details are given on drawing S 32 sheet 1 and bus symbol details on drawing S 25 sheet 1.

3. The tile outlines do not form part of the signs.

4. COLOURS : Background ----- YELLOW
Legend, Symbols & Border --- BLACK

5. DIMENSIONS : x-heights are in millimetres, other dimensions are in stroke widths. (4sw = x-ht)



P832x3

Department for
Transport

Title: Informatory Sign
COMMERCIAL VEHICLES TO
LEAVE MOTORWAY IF DIRECTED

Issue: Date :
A: 15.7.94
B: 3.11.04
C:
Drawn by :
S.P.
Approved by :
R.M.

Dimensions:
SEE
NOTE 5

Drawing No.
P 832.3