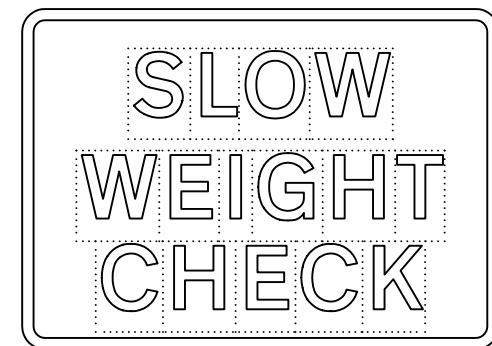




Drawing No.
P 831

Before using this drawing, confirm that it has not been superseded.

© CROWN COPYRIGHT

- NOTES: 1. The legend is from the Transport Medium alphabet at the x-height shown.
2. The tile outlines do not form part of the signs.
3. COLOURS : Background ----- BLUE
Legend & Border ---- WHITE



VARIANTS

P831

Department for
Transport

Title: Informatory Signs
SLOW – CENSUS POINT
and VARIANTS

Issue: Date: Drawn by:
A: 12.7.94 S.P.
B: 23.8.04 Approved by:
C: R.M.

Dimensions:
MILLIMETRES

Drawing No.
P 831