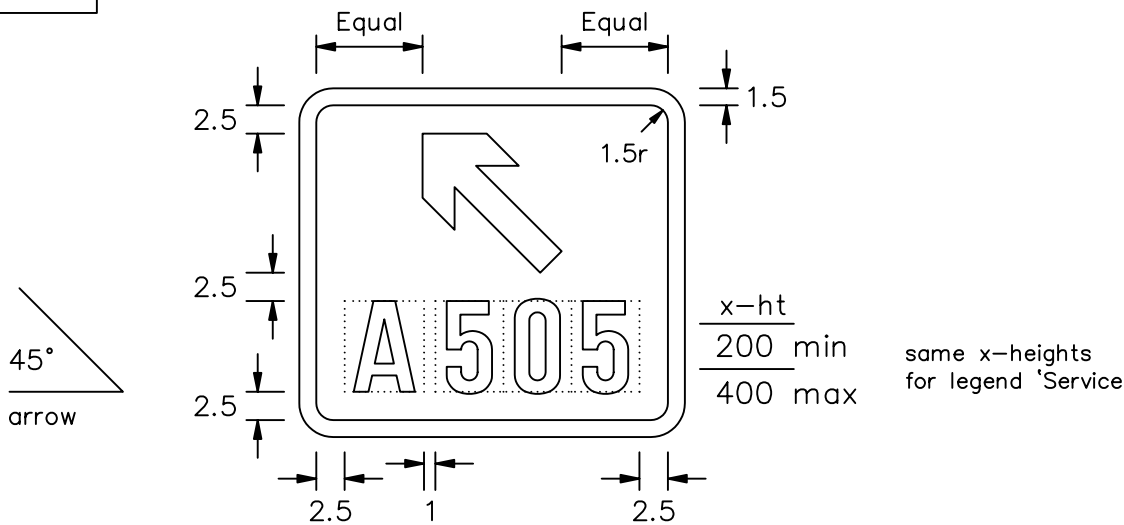
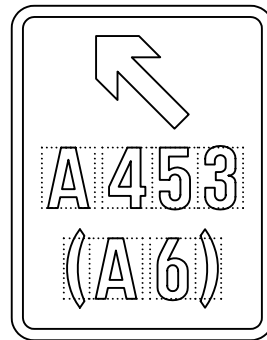


Drawing No.
P 2910.1


© CROWN COPYRIGHT



- NOTES: 1. The legend 'Services' is from the Transport Medium alphabet and the route numbers from the Motorway alphabet at the x-heights shown.
2. The tile outlines do not form part of the signs.
3. COLOURS : Background ----- BLUE
Legend, Arrow & Border --- WHITE
4. DIMENSIONS : x-heights are in millimetres, other dimensions are in stroke widths. (4sw = x-height)



with brackets



without brackets

Arrow size : 16 x 8 stroke widths

P2910x1

Before using this drawing, confirm that it has not been superseded.

**Department for
Transport**

Title: Motorway Directional Signs
ROUTE NUMBER DIRECTION SIGN
INDICATING MOTORWAY EXIT ROAD

Issue: Date: Drawn by:
A: 15.7.94 S.P.
B: 3.11.04 Approved by:
C: R.M.

Dimensions:
SEE
NOTE 4

Drawing No.
P 2910.1