

Drawing No.  
P 2711

Related Drawing  
S 50

Before using this drawing, confirm that it has not been superseded.

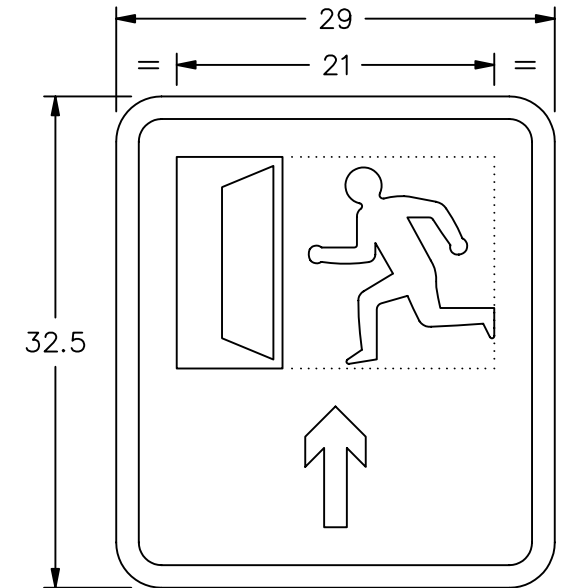
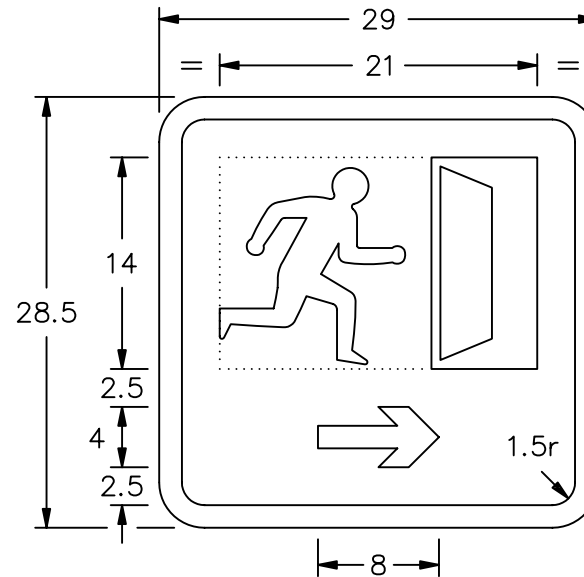
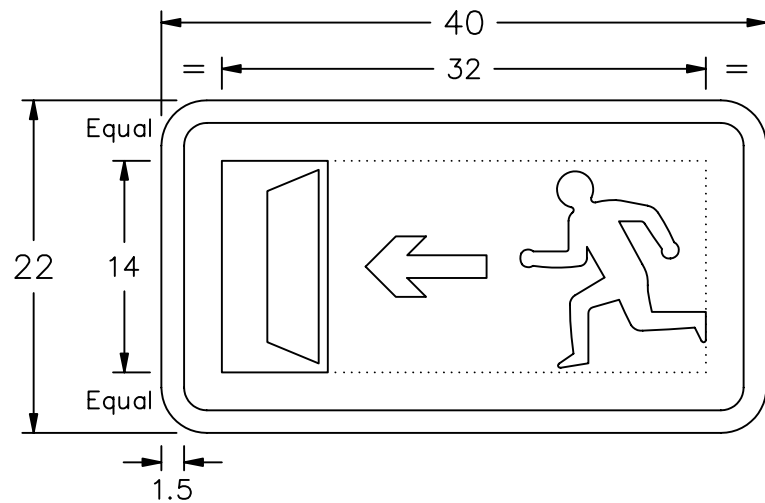
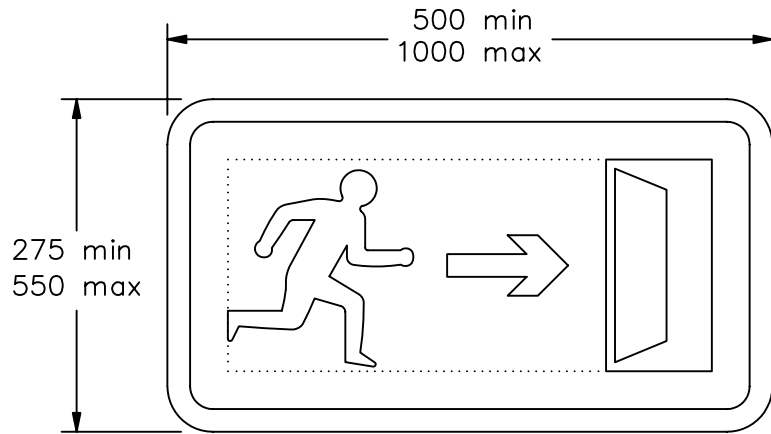
© CROWN COPYRIGHT

NOTES: 1. The sign is based on 50 min – 100 max x-heights with dimensions of the symbol and positioning on the sign given in stroke widths. (4sw = x-height) Overall min/max dimensions are in millimetres.

2. Symbol details are given on drawing S 50.

3. The tile outline does not form part of the signs.

4. COLOURS : Background ----- LIGHT GREEN  
 Symbols & Arrow ---- WHITE  
 Border ----- YELLOW



P2711

**Department for  
Transport**

Title: Emergency Directional Signs  
 DIRECTION TO EMERGENCY EXIT  
 FOR PEDESTRIANS FROM A TUNNEL

Issue: Date: Drawn by:  
 A: 8.6.95 S.P.  
 B: 2.11.04 Approved by:  
 C: R.M.

Dimensions:  
 SEE  
 NOTE 1

Drawing No.  
 P 2711