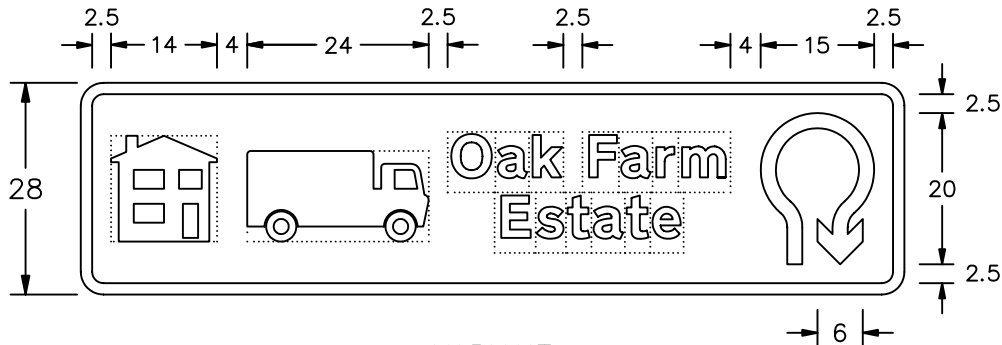
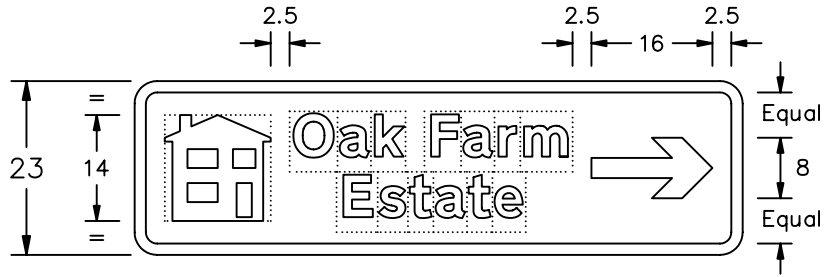


Drawing No.
P 2701.1

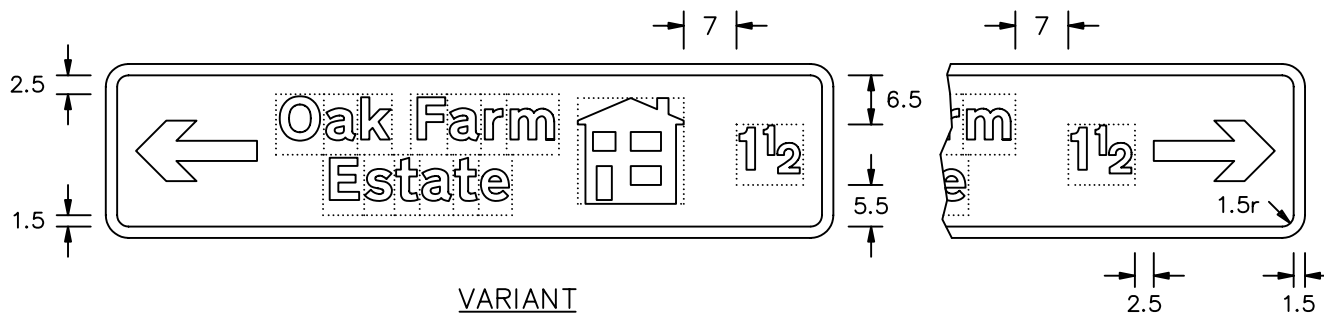
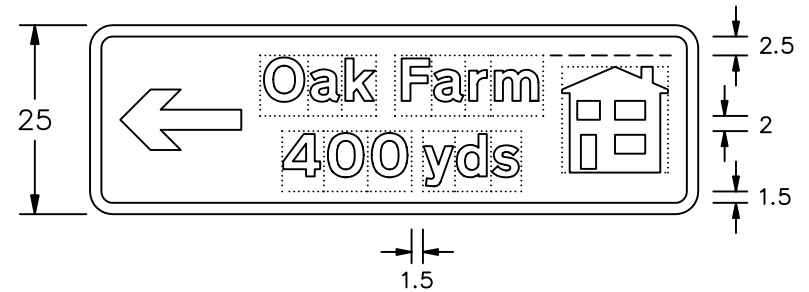
Related Drawings
T 32 & T 53

© CROWN COPYRIGHT

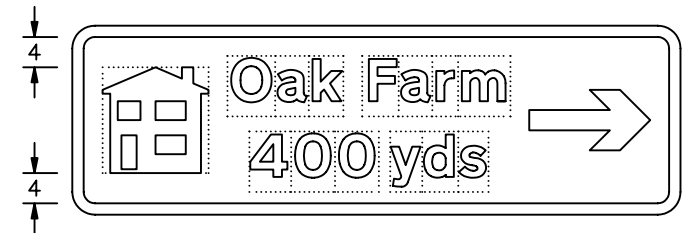
- NOTES: 1. The legend is from the Transport Heavy alphabet at the x-height shown.
2. Details of the house symbol are given on drawing S 53 and the lorry symbol on drawing S 32 (sheet 1). The lorry symbol is directional and always points away from the house symbol.
3. The tile outlines do not form part of the signs.
4. COLOURS : Background ----- YELLOW
Legend, Symbols, Arrow & Border --- BLACK
5. DIMENSIONS : x-heights are in millimetres, other dimensions are in stroke widths. (4sw = x-height)
6. See Chapter 7 of the Traffic Signs Manual for further design guidance.



VARIANT



VARIANT



VARIANTS

P2701x1

Before using this drawing, confirm that it has not been superseded.

Department for
Transport

Title: Temporary Directional Signs
JUNCTION AHEAD LEADING TO
A NEW HOUSING DEVELOPMENT

Issue: Date:
A: 27.10.04
B:
C:

Drawn by:
L.W./R.M.
Approved by:
R.M.

Dimensions:
SEE
NOTE 5

Drawing No.
P 2701.1