

**CHANGE DOCUMENT FOR MCA CONSTRUCTION – FIRE PROTECTION, FIRE DETECTION AND FIRE EXTINCTION  
Implementing Revised International Convention for the Safety of Life at Sea (SOLAS Chapter II-2, 2002)  
Came into force 1 July 2002. Revised February 2005**

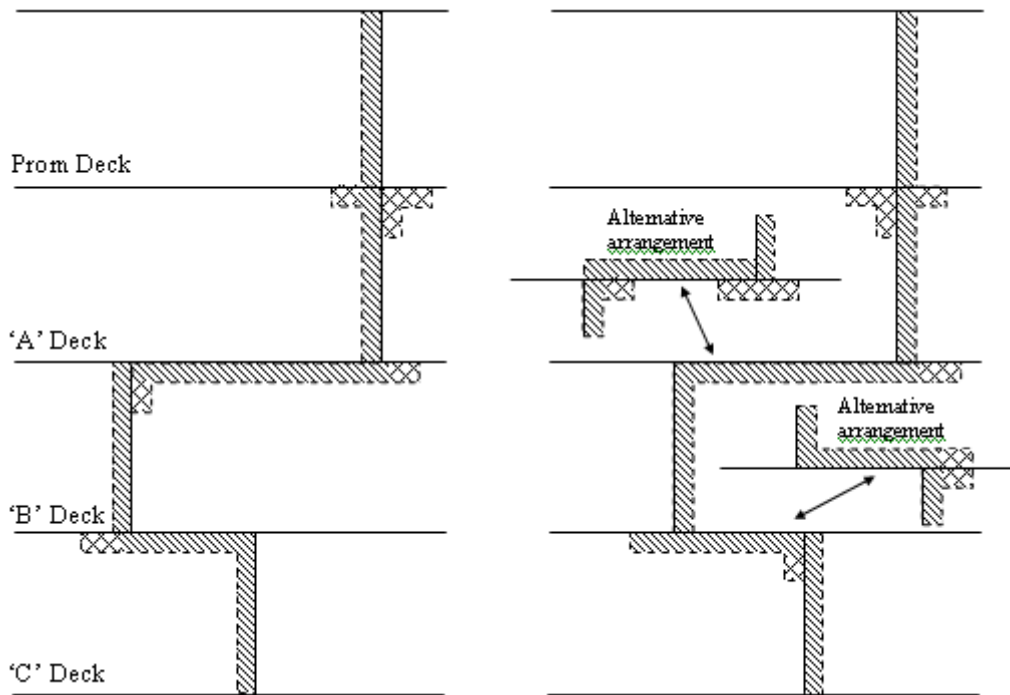
---

**SUMMARY OF CHANGES**

Replace Page 109 and Page 110 with Page 109 REV 02/05 and Page 110 REV 02/05

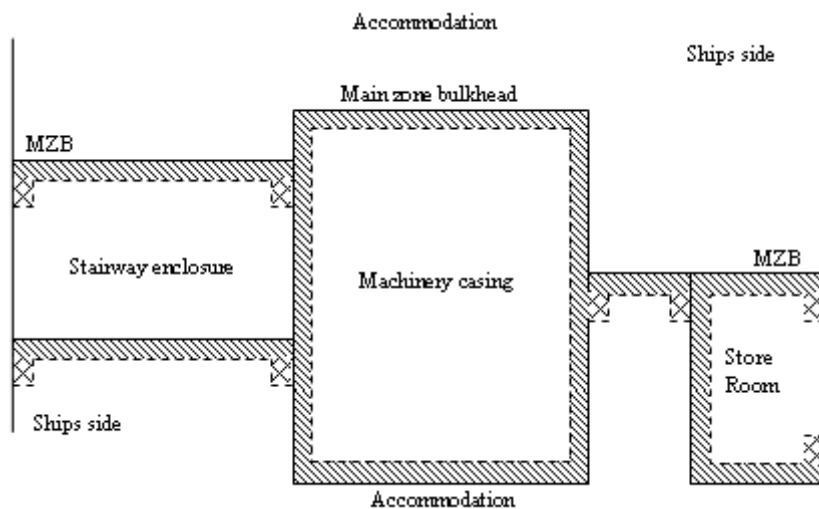
1. The line "**G52. Heat Transmission...**" is amended to read "**G51.2 Heat transmission of cable hangers and similar fittings on 'A' Class divisions**"
2. The line "**G52.1 Cable-tray hangers**" is deleted.
3. Paragraph "**G52.1.1**" is renumbered as "**G51.2.1**"
4. A new heading "**G52 Surface fittings on 'B' Class divisions**" is inserted after paragraph "**G51.2.1**"
5. Paragraph "**G52.2 Lighting...**" is amended to read "**G52.1 Lighting fittings in 'B' Class ceilings**"
6. Paragraph "**G52.2.1**" is renumbered as "**G52.1.1**"
7. Paragraph "**G52.3 Electric cables...**" is amended to read "**G52.2 Electric cables inside 'B' Class boards, panels or jointing profiles**"
8. Paragraph "**G52.3.1**" is renumbered as "**G52.2.1**"





(The ribbands of insulation at boundaries and intersections are shown double hatched.)

**Figure 9.15** Two Profiles of a typical Main Zone Bulkhead insulated on the fore and after sides.

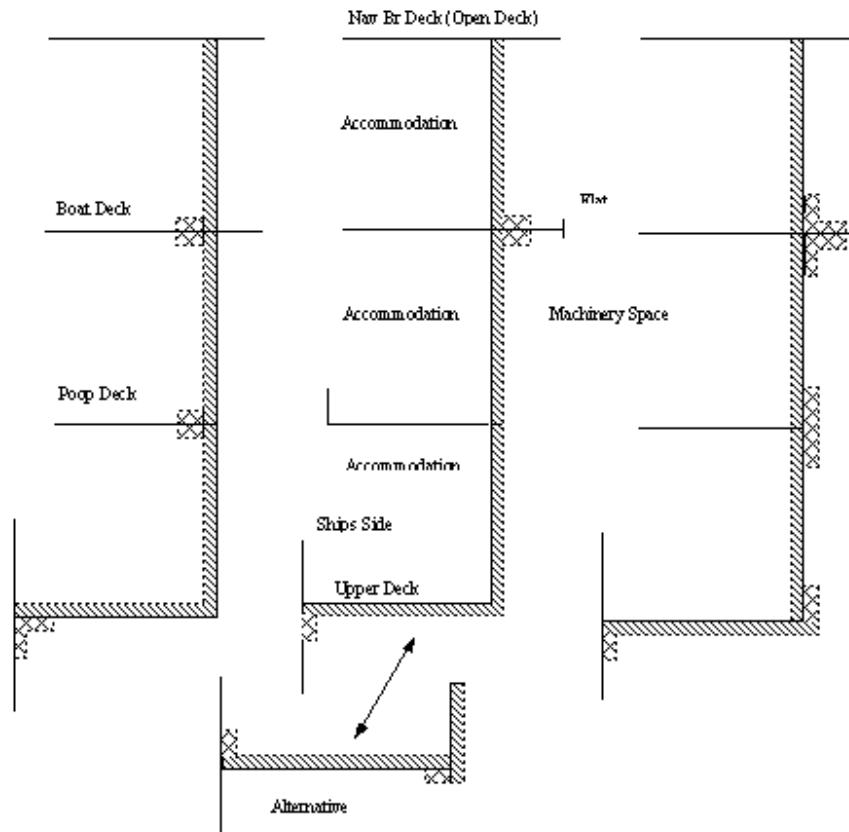


(The ribbands of insulation at boundaries and intersections are shown double hatched)

**Figure 9.16** Plan view of a typical Main Zone Bulkhead in association with other 'A' Class Bulkheads.

(Figures 9.15, 9.16 and 9.17 (see page 110) illustrate typical examples of where continuation ribbands of insulation are necessary.)

**G51.2** Heat transmission of cable hangers and similar fittings on 'A' Class divisions



(The ribbands of insulation at boundaries and intersections are shown double-hatched.)

**Figure 9.17** Three methods of insulating a typical machinery casing

**G51.2.1** Hangers used to support cable trays, suspended ceilings etc. and welded to deck beams or bulkhead frames should be insulated for a length of 450mm from the plating and to the same standard as the plating insulation. If the cross-sectional area of the hanger is less than 100mm<sup>2</sup> this requirement may be waived.

## **G52** Surface fittings on 'B' Class divisions

### **G52.1** Lighting fittings in 'B' class ceilings

**G52.1.1** Lighting fittings should preferably be surface mounted on a 'B' Class ceiling, but when a fitting penetrates the ceiling it should be of steel or covered by a steel box and fastened effectively to the ceiling in order to maintain the integrity of the ceiling. When the ceiling is of B-15 standard the steel light fitting or steel cover should be covered by a mineral wool insulation which has been approved for A-15 standard, the insulation being effectively secured to the fitting or cover. Alternatively the light fitting may be boxed-in using a 'B' Class material having a thickness appropriate to B-15 standard.

### **G52.2** Electric cables inside 'B' Class boards, panels or jointing profiles

**G52.2.1** Electric cables should not be fitted in ducts arranged in boards or panels from which 'B' Class bulkheads or linings are constructed or in the jointing profiles unless a bulkhead incorporating cables and switches has been successfully fire tested. Only cables from switches and/or power sockets situated on the same side of a bulkhead or lining should be led through a duct or profile.